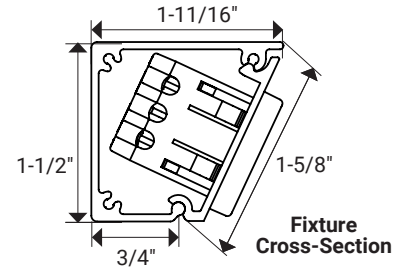




24 in. fixture shown in Bronze with Black receptacles APTUL24-4BBZ



About The Product

- Slim profile: 1-1/2"
- 20-amp tamper-resistant single receptacles
- One USB-A/C device per fixture
- **Available in standard fixtures only**
- Sized to fit standard cabinet widths
- Simple to install fully assembled fixture with wood screws and wall anchors (included)
- Designer finishes to blend with any décor
- UL listed

Applications

Under cabinet

Offices and computer labs

Shops and garages

For additional application help and suggestions, call Design Services at 866-848-9094

USB-A/C Specifications

Supports regular charging (5V) and fast charging (9V and 12V). Single port supports 18W when used individually. When both ports are used at the same time, up to 15W are supported.

Ordering information

120-volt single receptacles, USB A/C device, available in standard fixture options

Part Number	Length	Number of USB-A/C Devices	Number of Single Receptacles
APTU Location 18-2 ColorFinish	18" (457 mm)	1	1
APTU Location 24-4 ColorFinish	24" (610 mm)	1	3
APTU Location 30-5 ColorFinish	30" (762 mm)	1	4
APTU Location 36-6 ColorFinish	36" (914 mm)	1	5
APTU Location 42-6 ColorFinish	42" (1067 mm)	1	5
APTU Location 48-6 ColorFinish	48" (1219 mm)	1	5
APTU Location 60-8 ColorFinish	60" (1524 mm)	1	7
APTU Location 72-9 ColorFinish	72" (1829 mm)	1	8

Blue indicates dealer choice: **Location (L) or (R)** indicates device side placement **Color** indicates receptacle color and **Finish** indicates fixture finish color.

NOTE: The USB-A/C device can be located on the Left Side (**L**) or Right Side (**R**) of the fixture. Wire entry is always opposite of USB-A/C device placement.

Technical Information

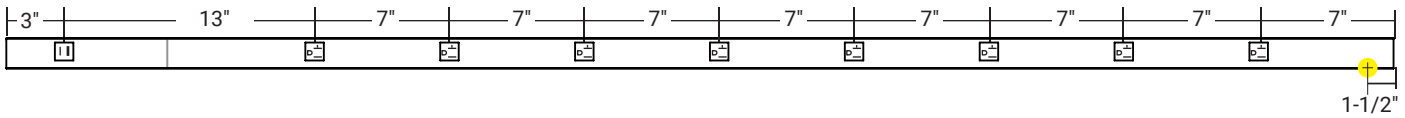
Input Voltage	120-volt AC
Rating	cULus Listed
Amps	20-amp
Mounting	Wood screws and wall anchors (included)
Wiring	12-gauge Romex for receptacles
Environment	Dry locations
Construction Material	Powder-coated aluminum
Warranty	5 years

Available Finish Options with Coordinating Receptacle Color

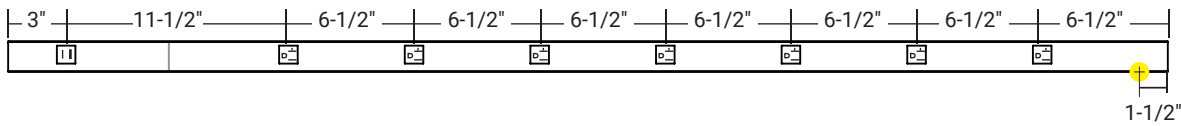


APT-USB with USB A/C device located on LEFT side of fixture

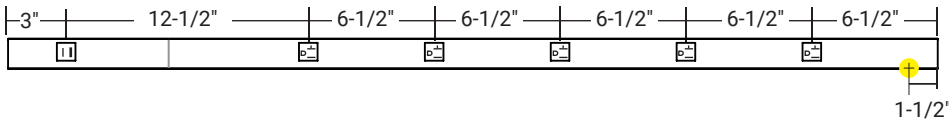
72" Fixture—APTUL72-9ColorFinish



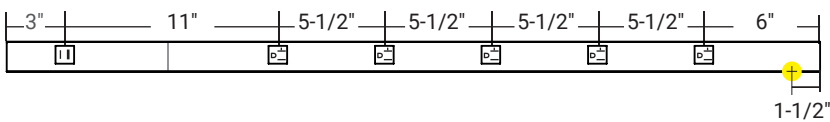
60" Fixture—APTUL60-8ColorFinish



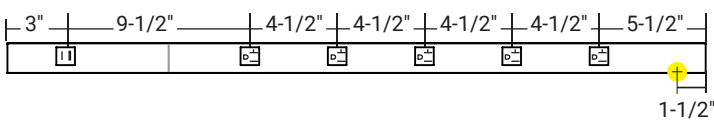
48" Fixture—APTUL48-6ColorFinish



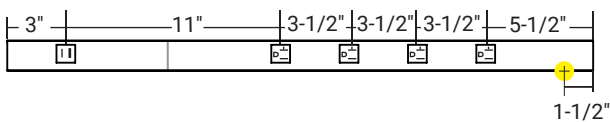
42" Fixture—APTUL42-6ColorFinish



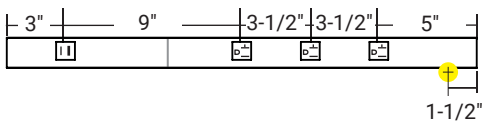
36" Fixture—APTUL36-6ColorFinish



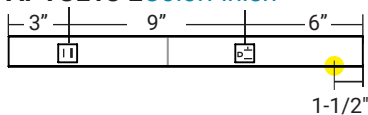
30" Fixture—APTUL30-5ColorFinish




24" Fixture—APTUL24-4ColorFinish





**18" Fixture
APTUL18-2ColorFinish**




LEGEND

 = 20-amp receptacle available in Black (B), Grey (G), or White (W)

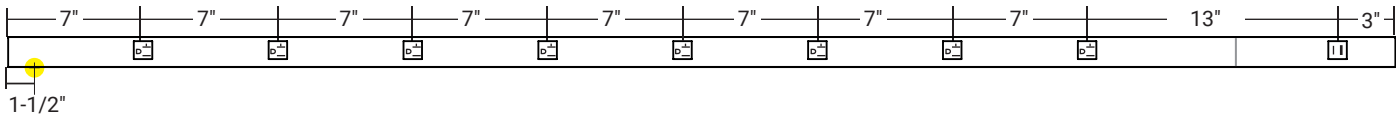
 = USB-A/C device available in Black (B), Grey (G), or White (W)

 = Knockout (all knockouts are located on the back side of fixture and are 1-1/2" from the end)

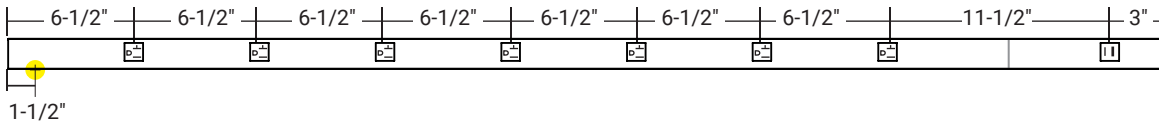
 = Divider plate: 8" from left side, low voltage

APT-USB with USB A/C device located on RIGHT side of fixture

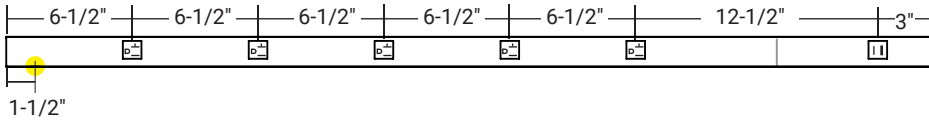
72" Fixture—APTUR72-9ColorFinish



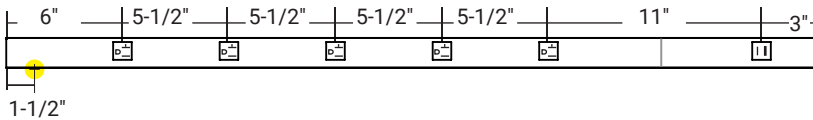
60" Fixture—APTUR60-8ColorFinish



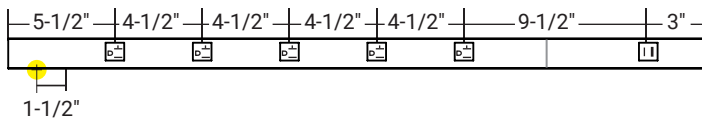
48" Fixture—APTUR48-6ColorFinish



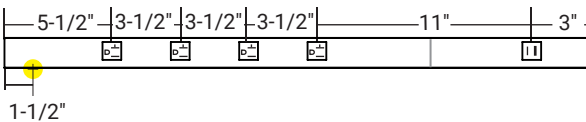
42" Fixture—APTUR42-6ColorFinish



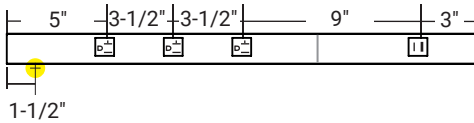
36" Fixture—APTUR36-6ColorFinish



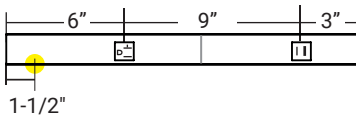
30" Fixture—APTUR30-5ColorFinish




24" Fixture—APTUR24-4ColorFinish





**18" Fixture
APTUR18-2ColorFinish**




LEGEND

 = 20-amp receptacle available in Black (B), Grey (G), or White (W)

 = USB-A/C device available in Black (B), Grey (G), or White (W)

 = Knockout (all knockouts are located on the back side of fixture and are 1-1/2" from the end)

 = Divider plate: 8" from right side, low voltage